

WELCOME!



Building School Community for a Better Future

One Block at a Time.

Meet FastDirect

The FastDirect Communications service has been designed with feedback from hundreds of parochial and private schools to make sure we meet your unique school community's needs.

- FastDirect believes in the extraordinary involvement of parents in parochial and private schools.
- Through our web-based program, we aim to enhance education by facilitating parent involvement and strengthening communication.
- Our secure and integrated databases allow for effective school management while protecting your school's data.



Your administration will decide the best time to implement various components, ensuring the best fit for your whole school community.

FastDirect is Community

Our service provides an exciting way for your school to communicate more effectively with parents. School and home can be better partners in working to help students reach their greatest potential.

FDmail

It's easy for parents to stay connected through FDmail. This feature is a private messaging service which provides the security not inherent in traditional email. FDmail ensures receipt of messages and timely communications for parents, administrators, and staff.

Online Grades & Assignments

Track your student's achievement through one-click GradeBook reports, Progress Reports, and ReportCards. View assignment calendars, electronic teacher Bulletin Boards, and missing assignment reports to keep track of your student's class work.

Stay Informed

FastDirect provides one place for parents to access all their school-related information. Reports, Calendars, and school directories, newsletters and handbooks are current and available 24/7. Lunch menus and placing orders online are time saving options as well as viewing finance transactions and balances at any time.

Stay Connected

In addition to FDmail messaging, FastDirect offers a variety of ways for school administrators to keep in touch with parents. Auto-notifications of FDmail can be sent to parents' emails or cell phones, as well as full text messaging and email forwarding. For urgent or emergency situations, a school administrator can send an FDbroadcast to the whole school community.


“I can quickly and easily view my children's grades which helps me determine if they need help with a particular subject. This is a terrific motivational tool, especially for my older child, because we can see the immediate results of his studying rather than having to wait until report card time.”

Dana - 6th Grade Parent
St. Peter Catholic School - St. Louis, MO



FastDirect
communications

Know Your Icons} Top Navigation Menu



HOME PAGE

Connect with your school community and access **all** the reports you need!

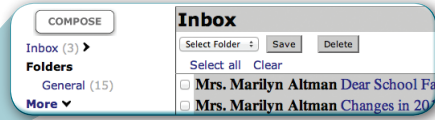
1

Display Parent Data: View your personal information.

View/Edit Parent Information

2

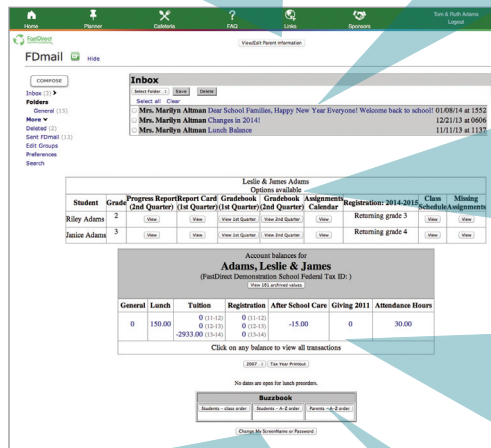
FDmail: Your private messaging service.



3

Grade & Assignment Reports: One-click GradeBook reports, Progress Reports, ReportCards, Assignment Calendars, & Missing Assignment Reports.

Student	Grade	Progress Report (2nd Quarter)	Report Card (1st Quarter)	Gradebook (1st Quarter)
Riley Adams	2	View	View	View 1st Quarter
Janice Adams	3	View	View	View 1st Quarter



4

Finance Reports: View your balances, transaction history, and tax reports.

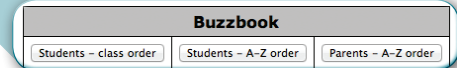
General	Lunch	Tuition	Registration	After School Care
0	150.00	0 (11-12) 0 (12-13) -2933.00 (13-14)	0 (11-12) 0 (12-13) 0 (13-14)	-15.00

Change My ScreenName

Change My Password

5

Parent & Student Directories: View your buzz book (directories).



6

Change ScreenName/Password: Personalize your screen name and password.



PLANNER

Administrator/teacher electronic Bulletin Boards and Calendars keep you well informed throughout the school year.



CAFETERIA

View your school's lunch menu. You can also access the menu from your login page. It's found under "Cafeteria Menu" in the left side bar.



FAQ

Find answers to frequently asked questions.



LINKS

Administrators/teachers/volunteers place links to pertinent websites or important school documents here.



TSP

The Technology Sponsor Program (TSP) allows your school to acknowledge school technology sponsors and post links to their websites.



LOGOUT

Click the word Logout to signout of FastDirect and protect your secure access.

Become an Expert } Explore FastDirect in 5 Easy Steps

● Step 1 } VERIFY Your Personal Information

Click the "View/Edit Parent Information" button, verify your personal information, and add/change or modify data. Adding your email address and cell phone number/provider will help you utilize the many ways to help you stay connected as well as help the school contact you in an emergency. After you have made changes, click the "Save Changes" button.

● Step 2 } SEND an FDmail Message

Click "Compose" to draft your FDmail message. Next, select "HelpDesk" from the Teacher/Staff box and your name from the Parent box, which will send you a copy of the message. Finally, type a message into the box and click "Send".

● Step 3 } EXPLORE the Planner

Click on "Planner" in the navigation bar and then click either "BulletinBoard" or "Calendar" for any faculty member. Electronic BulletinBoards and Calendars are created by administrators and teachers to help you stay connected.

● Step 4 } REVIEW Finance Accounts

The financial module is a ledger that displays charges and deposit transactions at your school. Your account balances are clickable links and will display all transactions.

● Step 5 } VIEW Parent/Student Directories

View your electronic School Buzz Book by clicking "Students by Class," "Students A-Z," or "Parents A-Z." Each list provides parent/student directory information.

The screenshot shows the FastDirect web application interface. Callouts point to various features:

- Step 1:** Points to the "View/Edit Parent Information" link in the top navigation bar.
- Step 2:** Points to the "COMPOSE" button in the FDmail section.
- Step 3:** Points to the "Planner" button in the top navigation bar.
- Step 4:** Points to the "Account balances for Adams, Leslie & James" section, which includes a table with columns for General, Lunch, Tuition, Registration, After School Care, Giving 2011, and Attendance Hours.
- Step 5:** Points to the "Buzzbook" section, which includes a table with columns for Students - class order, Students - A-Z order, and Parents - A-Z order.



“Follow these five easy steps and experience the power of FastDirect!”

